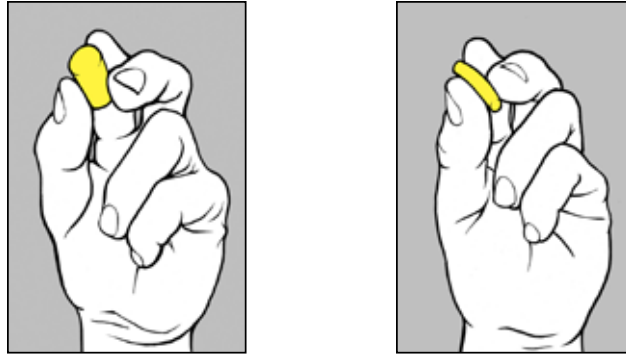
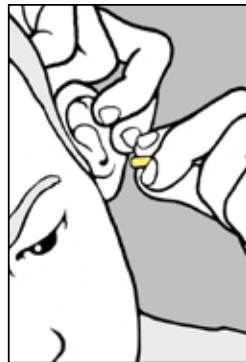


Proper use of foam earplugs

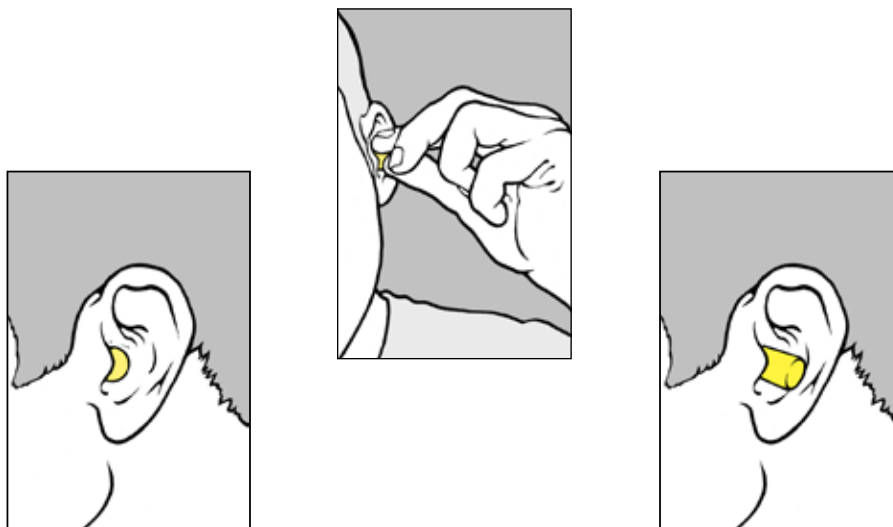
1. Using clean hands, roll and compress the entire earplug into a thin cylinder.



2. To make insertion easier, pull back and up on the outer part of the ear.



3. Insert the earplug into the ear canal, and hold it in place for a few seconds until it expands and blocks out noise.



Properly inserted

Not properly inserted

Project: _____ Address: _____

Employer: _____ Supervisor: _____

Date: _____ Time: _____ Shift: _____

Number on shift: _____ Number attending: _____

Other safety issues or suggestions made by attendees:

Record of those attending:

Name: (please print)	Signature:	Company:
1.		
2.		
3.		
4.		
5.		
6.		
7.		
8.		
9.		
10.		
11.		
12.		
13.		
14.		
15.		

Manager's remarks: _____

Manager: _____ Supervisor: _____

(signature)

(signature)



WORKING TO MAKE A DIFFERENCE
worksafebc.com